

L Series Treadmills



 **LANDICE**

Crafting the World's Finest Treadmills



L Series Treadmills



It's about **Style**

With your first step onto a Landice treadmill you become part of a unique workout experience — one that delivers a health-club quality workout in the privacy of your own home.

This is the philosophy that underlies the design of the L Series treadmills. Built to full institutional standards, these treadmills offer the latest in engineering technology combined with old-fashioned American craftsmanship.

Soft styling enables these treadmills to blend into any environment, but don't be fooled by their refined looks and whisper-quiet operation. Underneath the hood is the raw power of a 3 horsepower continuous-duty drive motor.

For over 35 years, Landice has made treadmills — only treadmills. We have placed over 50,000 units in the harshest commercial environments. Because we use the same time-tested commercial grade components in all our treadmills, only Landice can offer a lifetime residential treadmill warranty.

Style. It's not a word you would normally associate with a treadmill. But from a purely aesthetic point of view, Landice treadmills are designed with your home in mind. They look like no other treadmill because no other treadmill will complement your home the way a Landice does.

Put a Landice treadmill in any room in your home and you will discover what we mean. Whether you choose to work out in your bedroom, den, living room or home gym, a Landice treadmill will work with the room in a way the competition can't.

As part of the design we use a multi-step painting process that is the same as you would find on a fine automobile. Our Titanium and Matte Textured Black finishes were specifically designed for Landice treadmills so that they would enhance any environment.



It's about **Quality**

LANDICE

L Series Construction Features

- 0.5 to 12.0 mph speed range
- 15% grade electric elevation
- 3 HP continuous-duty drive motor
- 1-inch thick reversible deck
- VFX shock absorption system
- Rust-free aluminum frame
- Integrated reading / accessory rack

L8 Series Highlights

- 22" x 63" four-ply treadbelt
- 3 -1/2" diameter, 22-pound steel rollers
- 500-pound user weight capacity
- 32" x 82" footprint

L7 Series Highlights

- 20" x 58" four-ply treadbelt
- 2 -1/2" diameter, 14-pound steel rollers
- 400-pound user weight capacity
- 32" x 77" footprint

#1 Rated Treadmill

Landice is consistently rated #1 by the world's leading consumer magazines. In a "Runner's World" magazine survey of over 2,000 users who owned or used a treadmill at a gym or corporate fitness center, Landice was rated number one in customer satisfaction.

It's about Technology

EXECUTIVE TRAINER



The Executive Trainer panel features a computer-animated video display with state-of-the-art graphics.

Features include:

- Personal data and statistics storage for five family members
- Numeric keypad with Quick-Speed and Quick-Grade controls
- 5 Built-in programs with variable time and unlimited effort levels
- 5 User-defined programs
- Time, distance, and calorie goal programs
- 6 fitness tests: Balke, Firefighter, Army, Navy, USMC, USAF
- 2 Built-in heart rate monitoring programs
- 2 User-defined heart rate monitoring programs
- **Standard wireless-chest-strap heart-rate monitoring system**
- **Standard AccuTrack contact heart-rate monitoring system**

VSI DISPLAY



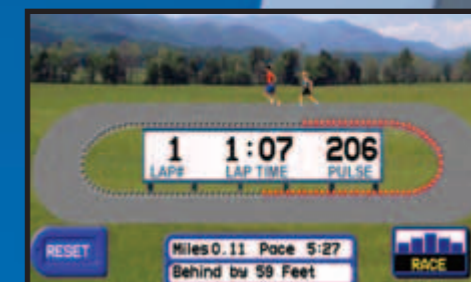
ROAD DISPLAY



TRAINING CALENDAR



TRACK WITH RACE MODE



It's about Options

CARDIO TRAINER



The Cardio Trainer Control panel features a two-color, hi-definition, motivational display.

STATISTICS DISPLAY

DISTANCE	TOTAL TIME	CALORIES
22.95	24:35	2264
PACE		CAL/HR
6:00		4310
LAP		PULSE
51		128

TRACK DISPLAY

24:35 TIME	1/4 MILE LAP	22.95 MILES
6:00 PACE	51	128 PULSE

HEART RATE CONTROL DISPLAY

TARGET PULSE		
125		
MIN		MAX
117		133
TIME	HEARTRATE	STATUS
13:25	130	IN ZONE
		10:25

- Numeric keypad with Quick-Speed and Quick-Grade controls
- 5 Built-in programs with variable time and unlimited effort levels
- 5 User-defined programs
- Time, distance, and calorie goal programs
- 3 Fitness tests: Balke, Firefighter, Army
- 2 Built-in heart-rate monitoring programs
- 2 User-defined heart-rate monitoring programs
- **Standard wireless-chest-strap heart-rate monitoring system**
- **Standard Accutrack contact heart-rate monitoring system**

PRO SPORTS TRAINER



The Pro Sports Trainer panel features the same two-color, hi-definition displays as the Cardio Trainer but without the heart-rate control programs and display. Wireless chest-strap, heart-rate monitoring is included. AccuTrack contact monitoring is optional.


- **Standard wireless-chest-strap heart-rate monitoring system**
- Optional Accutrack contact heart-rate monitoring system
- Numeric keypad with Quick-Speed and Quick-Grade controls
- 5 Built-in programs with variable time and unlimited effort levels
- 5 User-defined programs

SPORT TRAINER



The Sport Trainer offers a simplified control panel for users who wish to set their own pace.

- Statistics display showing Time, Distance, Elevation, Calories, Pace and optional Pulse
- Optional Accutrack contact heart-rate monitoring system with wireless-chest-strap heart-rate monitoring



The Landice Vision System

The first treadmill with a fully integrated DVD Player and TV Tuner.

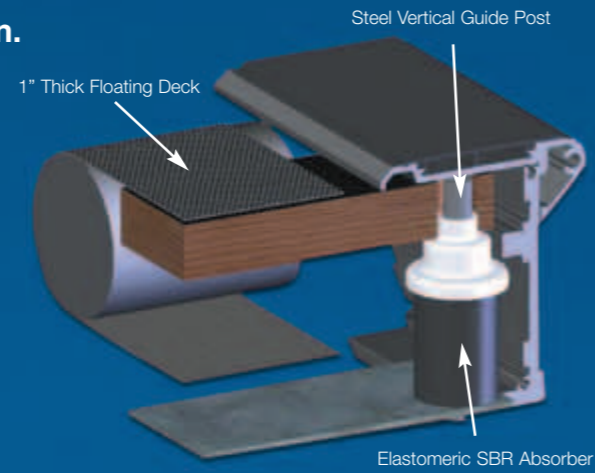
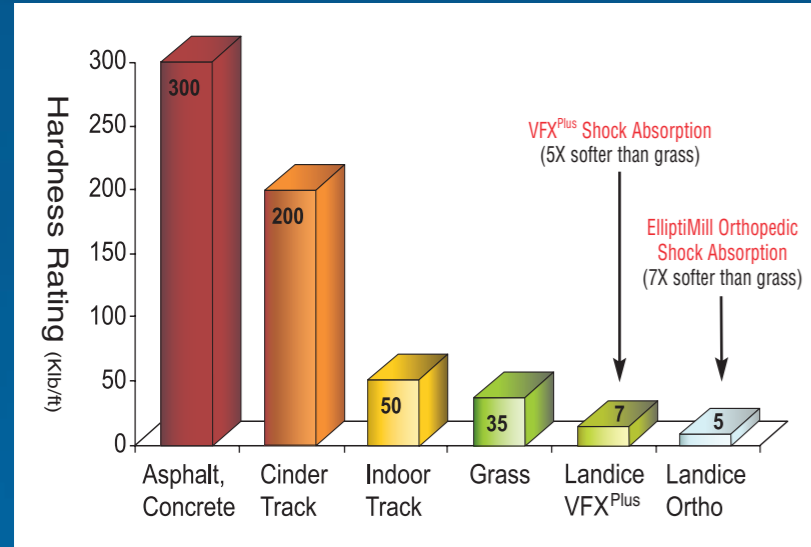
What good is a beautiful video display if you have nothing to watch on it? All other treadmill video displays require the addition of an external VCR or DVD in order to display a picture. This requires running video cables across your floor to a spot in your room where you might as well have put a stand-alone television.

Landice's gorgeous 7" liquid crystal video display includes a side-loading DVD player that is fully self contained. With our integrated television tuner option, just plug the coaxial cable from your cable outlet into the bottom of the treadmill and you can watch your favorite television shows as well.

* The Landice Vision System carries the display manufacturer's 1-year warranty.

It's about Comfort

Landice treadmills offers two levels of shock absorption.

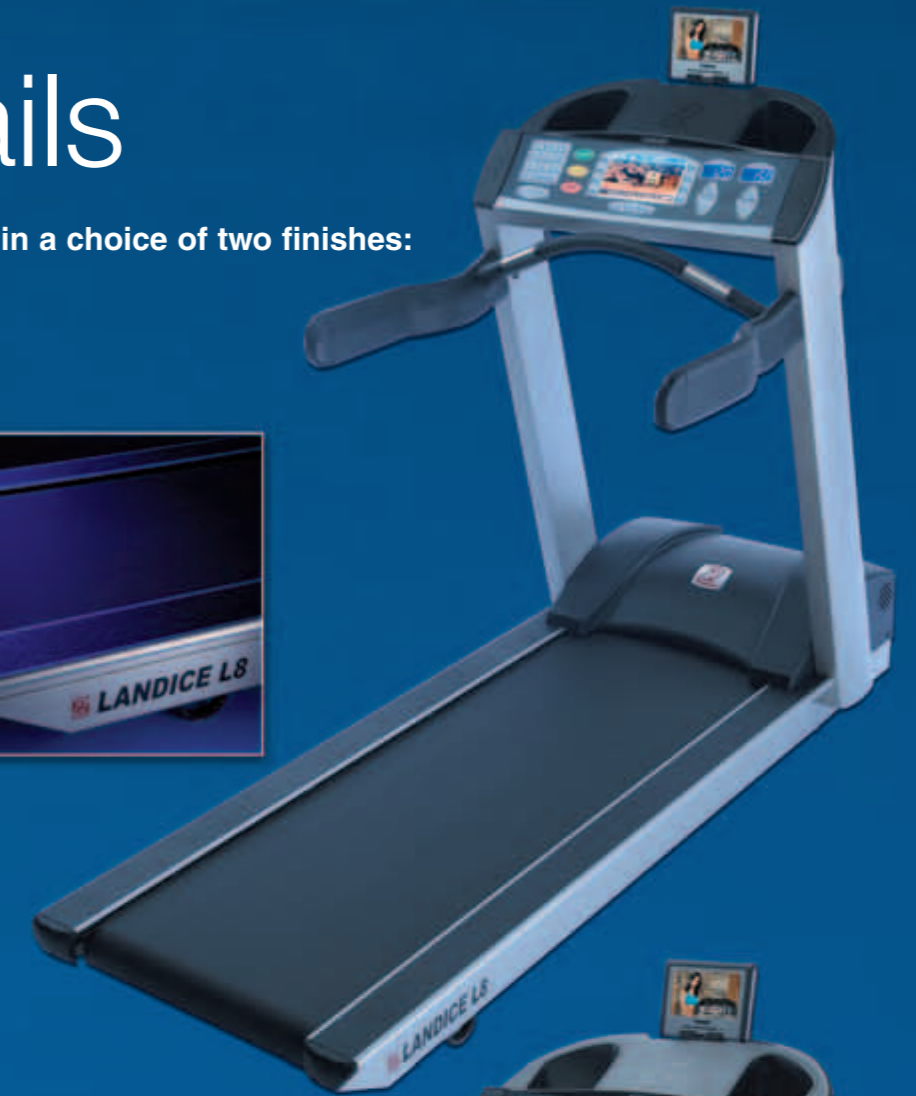


Located beneath the deck, six elastomeric SBR absorbers are specifically tuned to a runner's stride. Landice's unique steel guide-post design guides the deck in the vertical direction eliminating side-to-side motions which can be harmful to joints and knees.

It's about Details

Landice L Series treadmills come in a choice of two finishes:

TITANIUM



MATTE TEXTURED BLACK




VFX^{Plus} SHOCK ABSORPTION SYSTEM - 5 TIMES SOFTER THAN GRASS

Designed for walkers and runners seeking significant impact reduction while maintaining a realistic outdoor feel.



ElliptiMill ORTHOPEDIC SHOCK ABSORPTION SYSTEM - 7 TIMES SOFTER THAN GRASS

Provides the ultimate reduction of impact on joints and knees.



[Life • time] [War • ran • ty]

noun: The period of time during which an individual is alive.

noun: A legally binding guarantee attesting to the quality and durability of a product.


All Landice home treadmills feature an assignable bumper-to-bumper Lifetime Warranty on all parts, including wear items.

For over 35 years, Landice has made treadmills – only treadmills. We have placed over 50,000 units in the harshest commercial environments. Because we use the same time-tested commercial grade components in *all* our treadmills, only Landice can offer a lifetime residential treadmill warranty.



American-made 3 horsepower continuous-duty drive motor provides 0.5 mph to 12 mph speed range.

▶ **Runs cooler, lasts longer.**



Softer-than-grass VFX shock absorption system eliminates harmful side to side motion.

▶ **Easy on your joints.**



1000-pound thrust elevation motor is 33% stronger than the nearest competitor's.

▶ **Smooth operation, extended life.**

1-inch thick, reversible deck is rated for 3000 hours per side.

▶ **Takes a pounding for over 30 years.**



4-ply treadbelt is twice as strong as conventional 2-ply belts.

▶ **You can count on its durability.**



Rust-free aluminum frame with up to a 500-pound user weight capacity.

▶ **Built to last a lifetime.**



If you are looking for a treadmill from a company that makes lifetime commitments, call 1-800-LANDICE

MADE IN THE USA 

 **LANDICE**

Crafting the World's Finest Treadmills
www.landice.com • 800-LANDICE